


EV OBC+DC/DC Converter

MODEL CAD332DF400A-14152

Air-cooling 3.3KW+1.5KW



The CAD332DF400A-14152 is a combination high-frequency battery charger and DC/DC converter in one package. CAD332DF400A-14102 battery chargers are ideal for use in material handling, airport, golf, aerial lift, sweeper utility, Light-On-Road and general industrial battery-powered vehicles.

FEATURES

Integrated high-frequency battery charger and DC/DC converter saves space, weight, and cabling thereby minimizing the cost of inventory, installation and service.

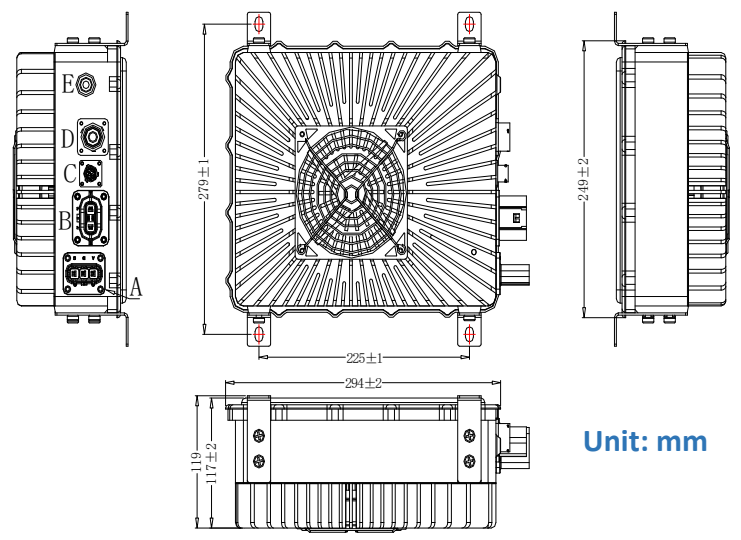
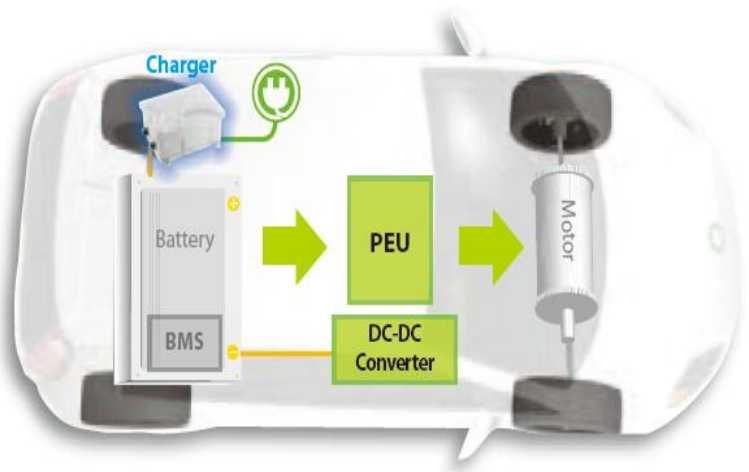
Advanced, high-frequency, switchmode design allows more efficient (90% typ), faster charging and optimal charging independent of battery type or condition.

Power Factor of >0.99 minimizes utility surcharges and optimizes the use of AC line power.

Wide range AC mains input (85–265 VAC) allows use of one charger anywhere in the world and eliminates the need to stock and service multiple models.

Lightweight and compact size allows on-board use and offers space advantages over ferro-resonant chargers in traditional off-board installations.

Extensive safety features such as reverse polarity and short circuit protection ensure safe operation for both the operator and the charger itself.



CAD332DF400A-14102 SPECIFICATIONS

Item	Specifications
OBC Output	
Nominal Output Power	3.3KW
Nominal Voltage Range	200-420Vdc
Output Current	0-10A
Aux Output	13.8Vdc; 100W
DC/DC Output	
Nominal Output Power	1.5KW
Nominal Output Voltage	14Vdc
Output Current	0-72A
OBC Input	
Input Voltage	85-265Vac
Nominal Input Voltage	110Vac/230Vac
Max Input Current	16A
AC Input Frequency	50/60Hz
AC Power Factor	0.99
DC/DC Input	
Input Voltage	200-420Vdc
Maximum Input Current	5.5A
Mechanical	
Operating Ambient Temperature	- 40~75℃
Storage Temperature	- 40~95℃
Dimensions	294x249x117mm; 11.6x9.8x4.6"
Weight	7kg; 15.4lbs
Relative Humidity (non-condensing)	≧ 85%
Attitude	≦ 2000m
Regulation	
Environment	IP67, IEC60068, CNS15454
Communication	SAE J1772, IEC61851
Emission	IEC 1000/IEC 801-2,3,4/IEC 255-4
Communication	
Interface	CAN BUS
Protection	
Input Protection	Surge protection
	Short circuit protection
	Over voltage protection
	Under voltage protection
	Input Fuse over current protection
Output Protection	Short circuit protection
	Over load protection
	Reverse priority protection
	Over voltage protection
	Over temperature protection
	Current limit protection
	Output fuse over current protection
Others	
Microprocessor Control	Self-diagnostic, internal parameters monitoring
Control Loop	Voltage and current dual control loop

Ovar Clean Energy Technology Co., Ltd

302 Building 5, Chuangwei Innovation Valley, Shiyan Town,
Shenzhen, Guangdong Province, China

www.ovartech.com

ovarcharger@hotmail.com